



Turf Edge Pro Synthetic Lawn Edging System



QUALITY YOU CAN TRUST

www.hedge.net.au



Little Details

Turf Edge Pro



Save time and money

The only synthetic lawn edging system designed for a job well done



Durable

Scratch resistant, salt resistant, acid resistant and corrosion resistant

H HEDGE

Big Difference Turf Edge Pro



Easy

Lay Turf Edge Pro directly onto your compacted base and secure using standard artificial turf nails.

Simple

Turf Edge Pro comes complete with straight joiners and corner joiners for a professional install





Residential Turf Edge Pro

Bring your projects to life with Hedge.

- Garden beds
- Lawn and artificial grass borders
- Resin bound paving
- Bitumen borders and decorative granite paths
- Rooftop turf installs



Artificial Lawns

Turf Edge Pro



Hedge provides artificial lawn installers with the perfect edge restraint.

- Putt Putt golf
- Schools
- kindergartens
- Residential
- Commercial
- Rooftops



Public Spaces

Turf Edge Pro

Hedge is ideal for outdoor public spaces. It's non corrosive, anti rusting and is made to architectural standards.

- Paving restraints
- Tree surrounds
- Concrete formwork
- Expansion joints
- Garden beds
- Playgrounds
- Paths
- Bitumen borders
- Rooftop gardens



PROTECT THE PLANTS
STAY ON THE PATH

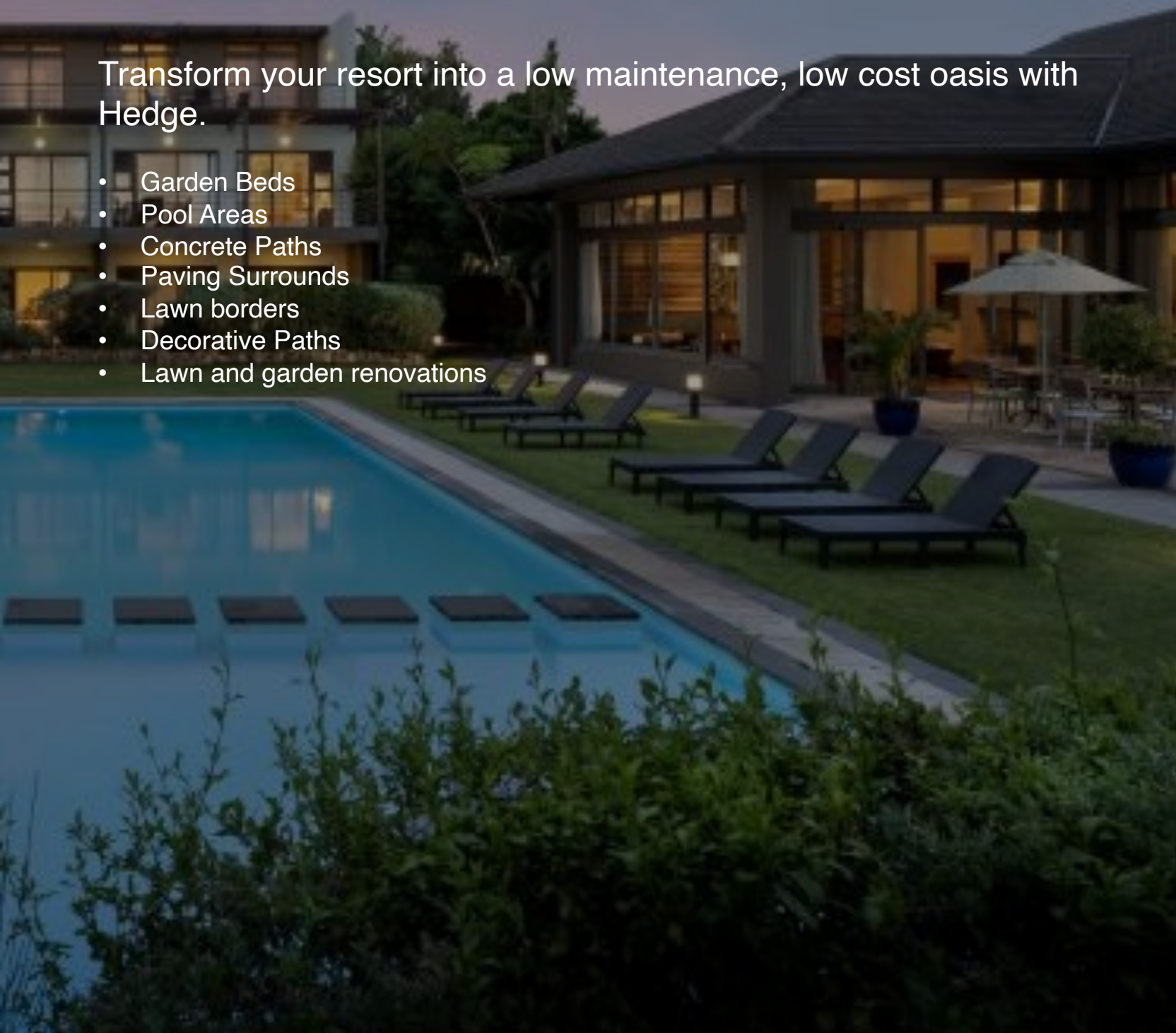


Hotels, Resorts, Residential

Turf Edge Pro

Transform your resort into a low maintenance, low cost oasis with Hedge.

- Garden Beds
- Pool Areas
- Concrete Paths
- Paving Surrounds
- Lawn borders
- Decorative Paths
- Lawn and garden renovations





Features & Benefits

Turf Edge Pro

Product Features

- Made from structural grade aluminium
- Durable, long lasting anodised surface finish
- Flexible, easily installed in a straight lines or curve
- Resistant to corrosion, fading, warping
- Above or below ground installation

Benefits

Hedge Turf Edge Pro saves you time and money.

Made from structural garden aluminium with a range of durable anodised and powder coated surface.

Hedge is the most trusted Synthetic Lawn Edging product used by commercial landscapers and turf installers around the world.

Applications

- Residential
- Commercial
- Civil
- Artificial Lawn
- Roof Tops
- Mining camps
- Government projects
- Rubber compound surfacing products





Applications

Turf Edge Pro

YOUR HOME. YOUR LIFE. YOUR STYLE.

Hedge garden edging products can be used to provide a division between materials such as mulch, gravel, lawn and garden beds.

The only limit is your imagination.

| Applications / Installation | Turf Edge Pro |
|-----------------------------------|---------------|
| Lawn / Artificial Grass | ✓ |
| Paths / Walkways / Driveways | ✓ |
| Concrete / Asphalt | ✓ |
| Curves / Straight lines | ✓ |
| Rubber Compound Restraint | ✓ |
| Expansion Joint | ✓ |
| Above / Below Ground Installation | ✓ |

Aluminium Garden Edging Dimensions

Length: 2400mm
Height: 22mm
Width: 5mm





Finishes

Turf Edge Pro


Anodised

Anodising is a electro chemical process where we submerge our garden edging products underwater to create the most decorative, durable, corrosive resistant finishes possible.

Clear




Black



Powder Coated

Powder coating is a coloured dry powder that we apply to our garden edging products and then oven baked to complete the process.

Rust



Monument



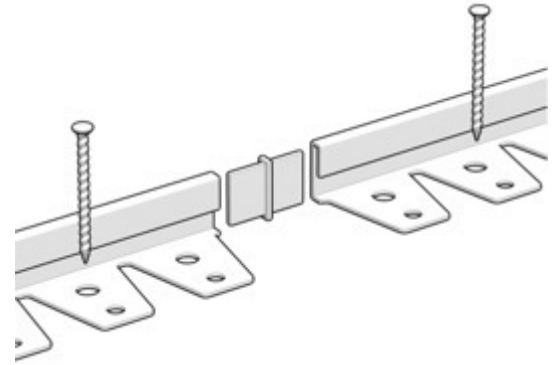
All RAL Colours Available





Installation Guide

Turf Edge Pro



Site Preparation

Hedge can be placed directly onto soil, road base, sand, concrete surfaces & slabs. Site prep required is at the discretion of the installer dependent on use.

Joining

Simply insert Hedge custom made straight joiners into the edging profile for a seamless, uninterrupted garden edge.

Fixings

✔ Use 1 x 250mm Fixing Spike per 600mm

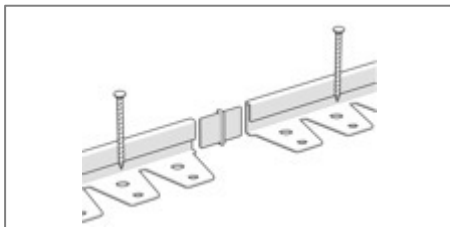
Corners

Achieving the perfect right angle is easy with Hedge custom made corner joiners. No additional screws or fixings are required.

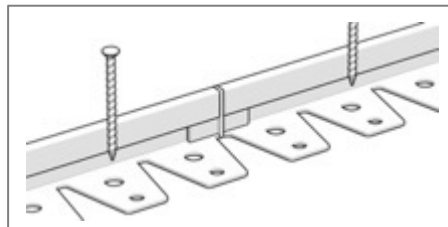
Curves

Bend turf edge pro to the desired shape to create sweeping curves easily.

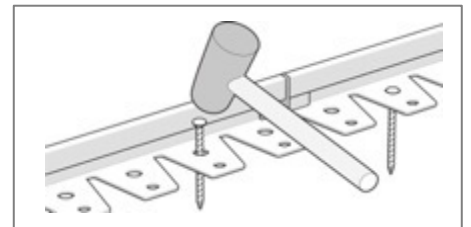
Step 1 - Join



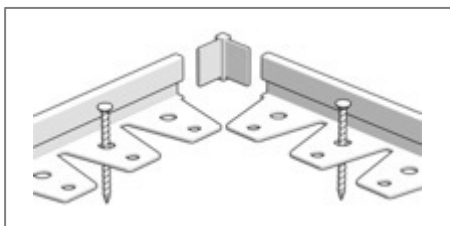
Step 2 – Connect



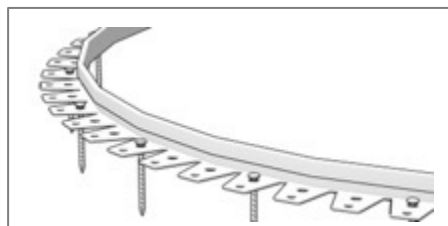
Step 3 - Install



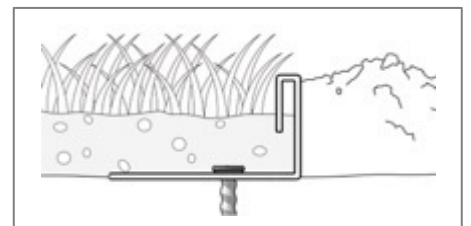
Step 4 - Corners



Step 5 – Curves



Step 6 - Backfill





We love life and the outdoors

That's why we developed a range of garden edging products designed to meet all the requirements of landscape design and construction.

We wouldn't dream of using anything but quality finishes across our range of garden products.

Welcome to Hedge,

Products made by landscapers, for landscapers.





Join our global partners
Who are changing lives one project at a time

 HEDGE AUSTRALIA

 HEDGE NZ

 HEDGE UAE

 HEDGE JAPAN

 HEDGE CHINA

 HEDGE HK

 HEDGE SOUTH AFRICA



Head Office

21st Floor The Phoenix Building
No. 23 Luard Rd, Wan Chai
Hong Kong

+852 9673 7145

www.hedge.net.au

hello@hedge.net.au