




HEDGE

Professional
Aluminium Garden
Edging



QUALITY YOU CAN TRUST

www.hedge.net.au



Little Details Professional



Durable Surfaces

Scratch resistant, salt resistant,
corrosion resistant

Easy Installation

Aluminium corner
joiners that provide a
professional finish
every time





Big Difference Professional



Clean lines

Hedge has a clean solid facing perfect for above or below ground installation

Invisible Fixings

No screws or brackets required. We designed a system that helps you to achieve professional results every time





Residential Professional

Bring your projects to life with Hedge.

- Garden beds
- Lawn and artificial grass borders
- Pebble paths
- Bitumen borders and decorative granite paths
- Rooftop gardens
- Paving restraint



Artificial Lawns Professional



Hedge provides artificial lawn installers with the perfect edge restraint.

- Putt Putt golf
- Schools
- kindergartens
- Residential
- Commercial
- Rooftops



Public Spaces Professional

Hedge is ideal for outdoor public spaces. It's non corrosive, anti rusting and is made to architectural standards.

- Paving restraints
- Tree surrounds
- Concrete formwork
- Expansion joints
- Garden beds
- Playgrounds
- Paths
- Bitumen borders
- Rooftop gardens



PROTECT THE PLANTS
STAY ON THE PATH

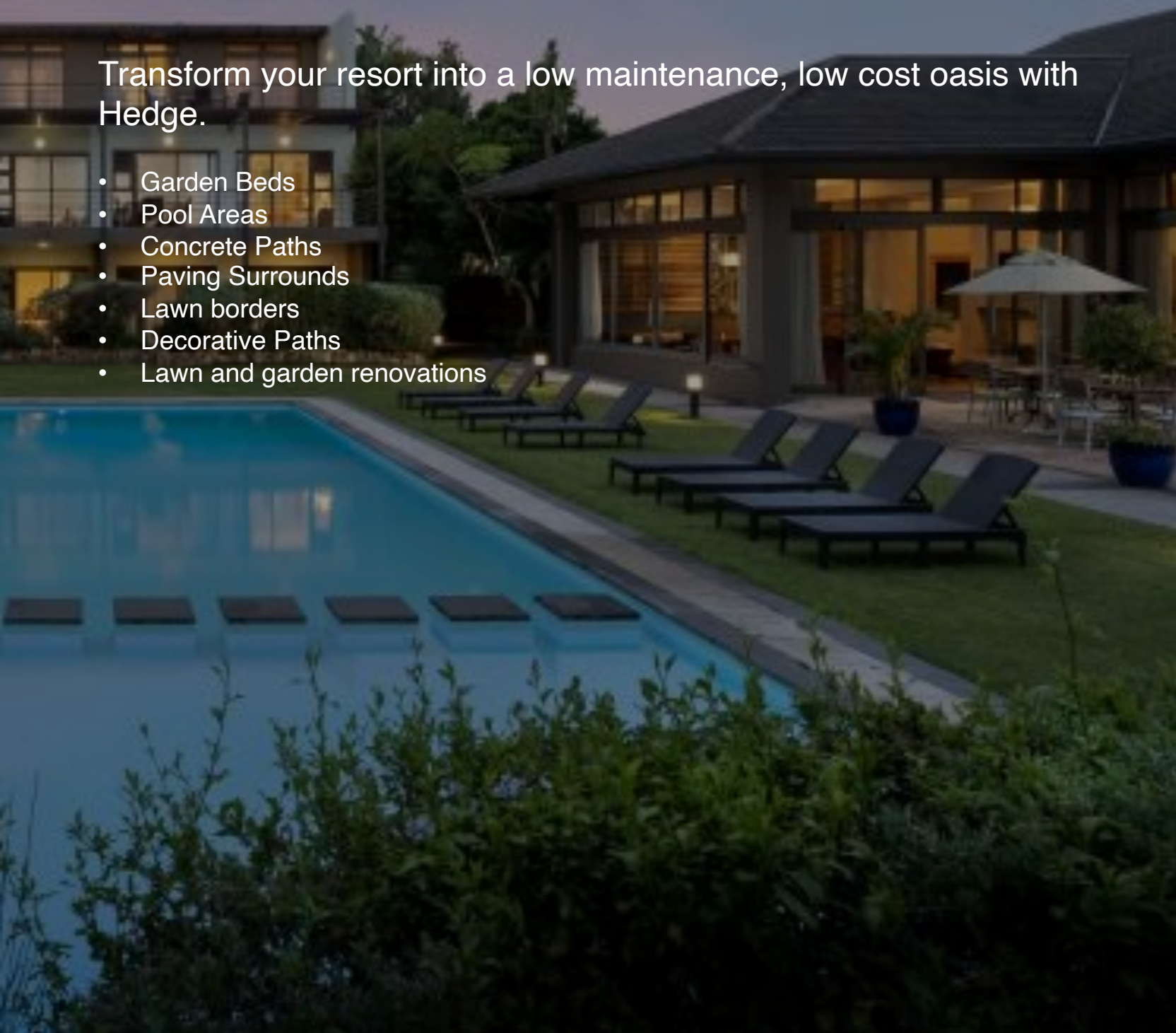


Hotels & Resorts

Professional

Transform your resort into a low maintenance, low cost oasis with Hedge.

- Garden Beds
- Pool Areas
- Concrete Paths
- Paving Surrounds
- Lawn borders
- Decorative Paths
- Lawn and garden renovations





Features & Benefits

Professional

Product Features

- Made from structural grade aluminium
- Durable, long lasting anodised surface finish
- Flexible, easily installed in a straight lines or curve
- Resistant to corrosion, fading, warping
- Above or below ground installation

Benefits

Hedge Aluminium Garden Edging saves you time and money.

Made from structural garden aluminium with a range of durable anodised and powder coated surface.

Hedge is the most trusted Aluminium Garden Edging product used by commercial landscapers around the world.

Applications

- Residential
- Commercial
- Civil
- Garden borders
- Concrete expansion joint
- Artificial Lawn
- Roof Tops
- Mining camps
- Government projects





Applications

Professional

YOUR HOME. YOUR LIFE. YOUR STYLE.

Hedge garden edging products can be used to provide a division between materials such as mulch, gravel, lawn and garden beds.


The only limit is your imagination.

Applications / Installation	Professional
Lawn / Artificial Grass	✓
Raised Garden bed	✓
Paths / Walkways / Driveways	✓
Concrete / Asphalt	✓
Curves / Straight lines	✓
Paving Restraint	✓
Tree Surrounds	✓
Above / Below Ground Installation	✓

Aluminium Garden Edging Dimensions

Length: 2900mm
Height: 75mm / 100mm
Width: 5mm

*Custom lengths available on request.






Finishes

Professional


Anodised

Anodising is a electro chemical process where we submerge our garden edging products underwater to create the most decorative, durable, corrosive resistant finishes possible.

Clear




Black



Powder Coated

Powder coating is a coloured dry powder that we apply to our garden edging products and then oven baked to complete the process.

Rust



Monument

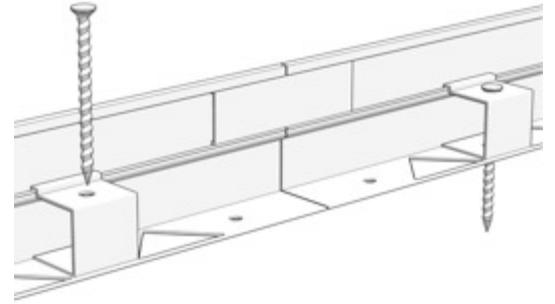


All RAL Colours Available





Installation Guide Professional



Site Preparation

Hedge can be placed directly onto soil, road base, sand, concrete surfaces & slabs. Site prep required is at the discretion of the installer dependent on above or below ground use.

Joining

Simply insert Hedge custom made straight joiners into the edging profile for a seamless, uninterrupted garden edge.

Fixings

- ✔ Use 1 x 250mm Fixing Spike per metre
- ✔ Use 1 x Spike Guide per metre

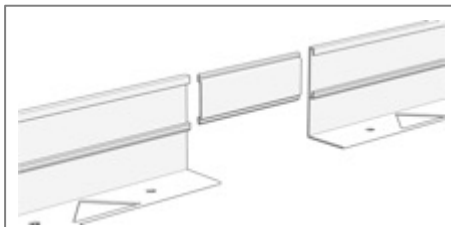
Corners

Achieving the perfect right angle is easy with Hedge custom made corner joiners. No additional screws or fixings are required.

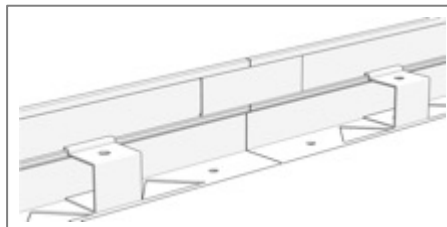
Curves

Bend flex edge to the desired shape to create sweeping curves easily. No need to cut tabs they will bend to form your desired shape.

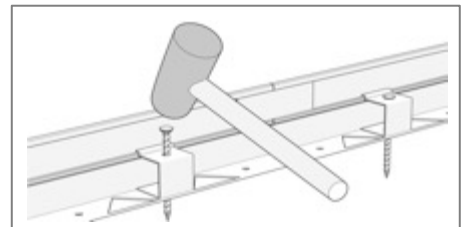
Step 1 - Join



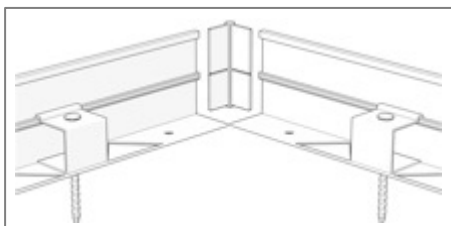
Step 2 – Connect



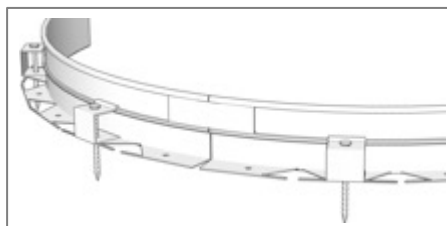
Step 3 - Install



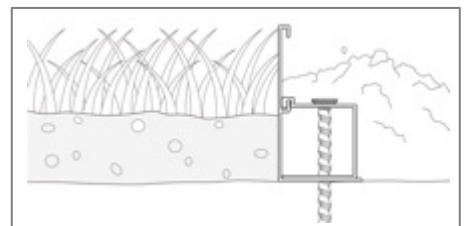
Step 4 - Corners



Step 5 – Curves



Step 6 - Backfill





We love life and the outdoors

That's why we developed a range of garden edging products designed to meet all the requirements of landscape design and construction.

We wouldn't dream of using anything but quality finishes across our range of garden products.

Welcome to Hedge,

Products made by landscapers, for landscapers.





Join our global partners
Who are changing lives one project at a time

 HEDGE AUSTRALIA

 HEDGE NZ

 HEDGE UAE

 HEDGE JAPAN

 HEDGE CHINA

 HEDGE HK

 HEDGE SOUTH AFRICA



Head Office

21st Floor The Phoenix Building
No. 23 Luard Rd, Wan Chai
Hong Kong

+852 9673 7145

www.hedge.net.au

hello@hedge.net.au