




Heavy Duty  
Aluminium Garden Edging



QUALITY YOU CAN TRUST

[www.hedge.net.au](http://www.hedge.net.au)





# Little Details

## Heavy Duty

---



### Durable Surfaces

Scratch resistant, salt resistant,  
corrosion resistant

### Easy Installation

Aluminium corner  
joiners that provide a  
professional finish  
every time








# Big Difference Heavy Duty

---



## Clean lines

Hedge has a clean solid facing perfect for above or below ground installation

## Invisible Fixings



No screws or brackets required.  
We designed a system that helps you to achieve professional results every time





# Residential Heavy Duty

---

Bring your projects to life with Hedge.

- Garden beds
- Lawn and artificial grass borders
- Pebble paths
- Bitumen borders and decorative granite paths
- Rooftop gardens
- Paving restraint
- Concrete expansion joint





# Artificial Lawns

## Heavy Duty

---



Hedge provides artificial lawn installers with the perfect edge restraint.

- Putt Putt golf
- Schools
- kindergartens
- Residential
- Commercial
- Rooftops





# Public Spaces

## Heavy Duty

---

Hedge is ideal for outdoor public spaces. It's non corrosive, anti rusting and is made to architectural standards.

- Paving restraints
- Tree surrounds
- Concrete formwork
- Expansion joints
- Garden beds
- Playgrounds
- Paths
- Bitumen borders
- Rooftop gardens



PROTECT THE PLANTS  
STAY ON THE PATH



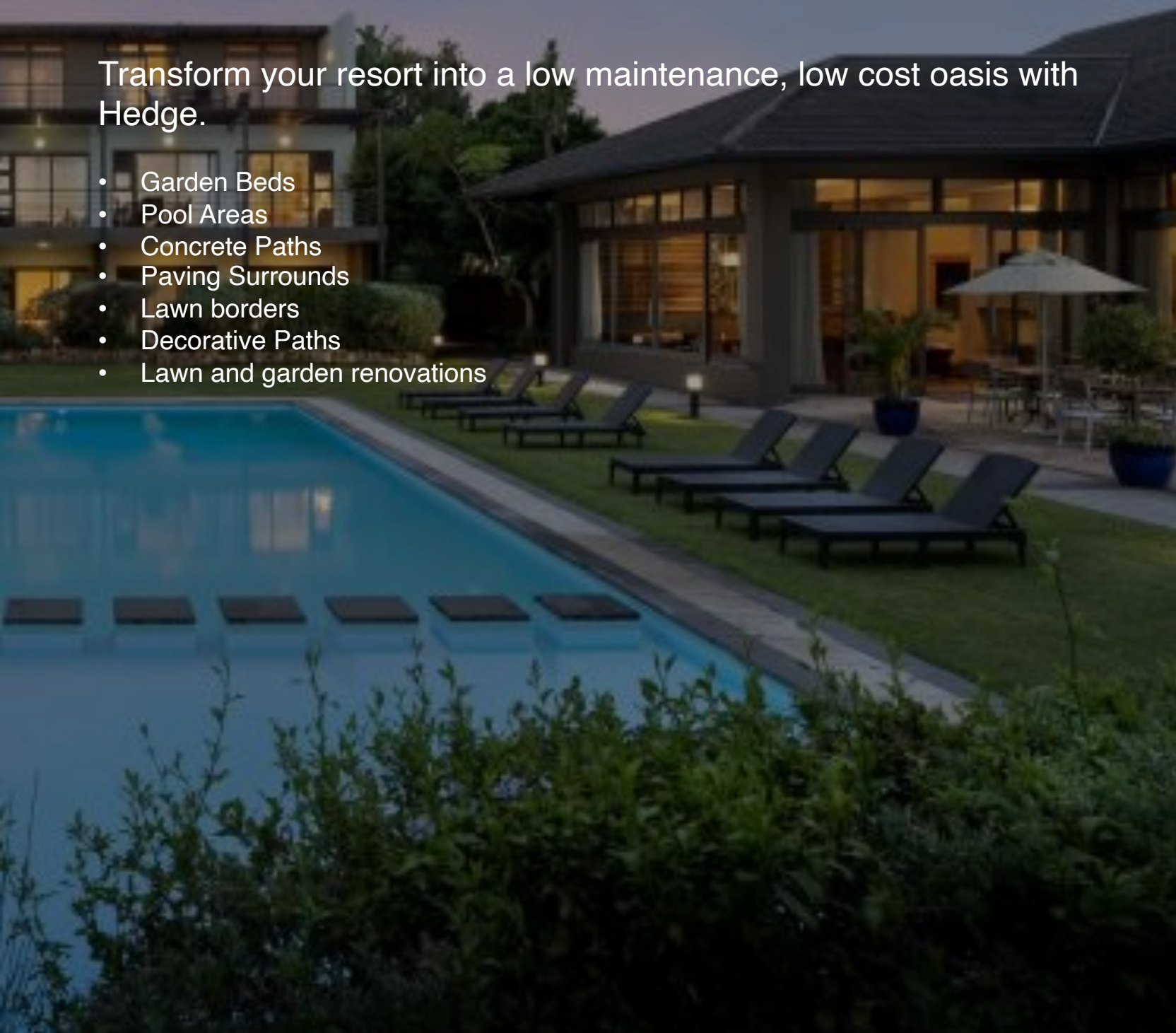


# Hotels, Resorts, Residential Heavy Duty

---

Transform your resort into a low maintenance, low cost oasis with Hedge.

- Garden Beds
- Pool Areas
- Concrete Paths
- Paving Surrounds
- Lawn borders
- Decorative Paths
- Lawn and garden renovations





# Features & Benefits

## Heavy Duty

---

### Product Features

- Made from structural grade aluminium
- Durable, long lasting anodised surface finish
- Flexible, easily installed in a straight lines or curve
- Resistant to corrosion, fading, warping
- Above or below ground installation

### Benefits

Hedge Aluminium Garden Edging saves you time and money.

Made from structural garden aluminium with a range of durable anodised and powder coated surface.

Hedge is the most trusted Aluminium Garden Edging product used by commercial landscapers around the world.

### Applications

- Residential
- Commercial
- Civil
- Garden borders
- Concrete expansion joint
- Artificial Lawn
- Roof Tops
- Mining camps
- Government projects







# Applications

## Heavy Duty

---

### YOUR HOME. YOUR LIFE. YOUR STYLE.

Hedge garden edging products can be used to provide a division between materials such as mulch, gravel, lawn and garden beds.

The only limit is your imagination.

Applications / Installation	Heavy Duty
Lawn / Artificial Grass	✓
Raised Garden bed	✓
Paths / Walkways / Driveways	✓
Concrete / Asphalt	✓
Curves / Straight lines	✓
Paving Restraint	✓
Expansion Joint	✓
Above / Below Ground Installation	✓

#### Aluminium Garden Edging Dimensions

Length: 2900mm  
Height: 75mm / 100mm  
Width: 5mm

\*Custom lengths available on request.







# Finishes


## Heavy Duty

---


### Anodised

Anodising is a electro chemical process where we submerge our garden edging products underwater to create the most decorative, durable, corrosive resistant finishes possible.

Clear



Black




---

### Powder Coated

Powder coating is a coloured dry powder that we apply to our garden edging products and then oven baked to complete the process.

Rust



Monument



All RAL Colours Available

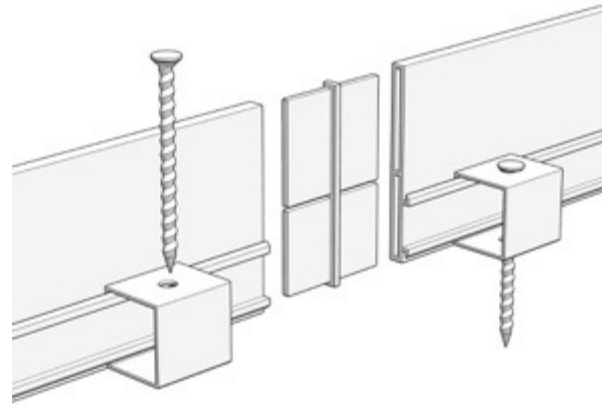






# Installation Guide

## Heavy Duty



### Site Preparation

Hedge can be placed directly onto soil, road base, sand, concrete surfaces & slabs. Site prep required is at the discretion of the installer dependent on above or below ground use.

### Joining

Simply insert Hedge custom made straight joiners into the edging profile for a seamless, uninterrupted garden edge.

### Fixings

- ✔ Use 1 x 250mm Fixing Spike per metre
- ✔ Use 1 x Spike Guide per metre

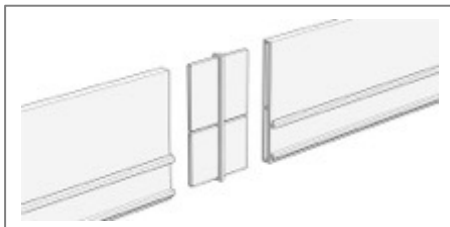
### Corners

Achieving the perfect right angle is easy with Hedge custom made corner joiners. No additional screws or fixings are required.

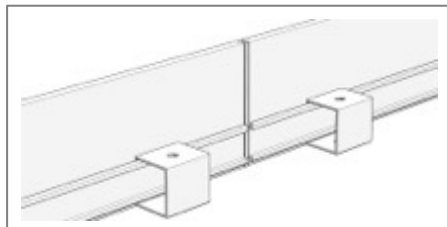
### Curves

Bend flex edge to the desired shape to create sweeping curves easily.

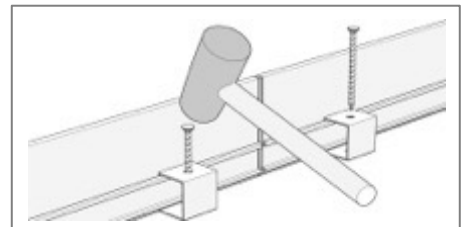
Step 1 - Join



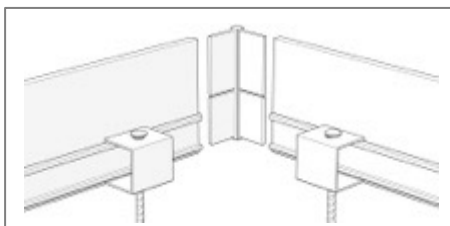
Step 2 – Connect



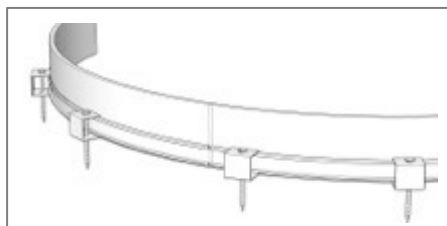
Step 3 - Install



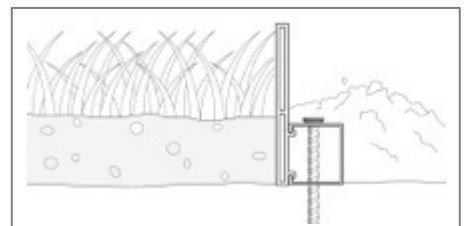
Step 4 - Corners



Step 5 – Curves



Step 6 - Backfill







# We love life and the outdoors

---

That's why we developed a range of garden edging products designed to meet all the requirements of landscape design and construction.

We wouldn't dream of using anything but quality finishes across our range of garden products.

**Welcome to Hedge,**

Products made by landscapers, for landscapers.







Join our global partners  
**Who are changing lives one project at a time**

---

 HEDGE AUSTRALIA

 HEDGE NZ

 HEDGE UAE

 HEDGE JAPAN

 HEDGE CHINA

 HEDGE HK

 HEDGE SOUTH AFRICA



## Head Office

21<sup>st</sup> Floor The Phoenix Building  
No. 23 Luard Rd, Wan Chai  
Hong Kong

+852 9673 7145

[www.hedge.net.au](http://www.hedge.net.au)

[hello@hedge.net.au](mailto:hello@hedge.net.au)